



LIFE·PAC®

Language Arts

Mark Twain

Ernest Hemingway



Julius Verne



Alpha Omega Publications®

Language Arts 201

Know Your Nouns

CONTENTS

I. Section One	
Phonics – Review Vowels and Consonants	6
Spelling Words 1 – 1 (Short Vowels)	9
Phonics – Short Vowel Sounds	10
– Long Vowel Sounds	11
– Vowel Digraphs	13
English – Nouns	16
Reading	20
II. Section Two	
Spelling Words 1 – 2 (Long Vowel Sounds with Silent e)	35
Writing	36
Phonics – Review Beginning Sounds	40
English – Singular and Plural Nouns	42
Reading – We Can Communicate	47
Phonics – Review Ending Sounds	49
III. Section Three	
Spelling Words 1 – 3 (Vowel Digraphs)	54
English – Common and Proper Nouns	55
Reading – We Can Listen	59
Phonics – Middle Consonant Sounds	65
English – Noun Review	67
Creative Writing	69
Unit Review	74

Author:
Managing Editor:
Editorial/Graphic Design:

Pam Slagter, B.A.
Alan Christopherson, M.S.
Heather Rausch
Jennifer Davis, B.S.




804 N. 2nd Ave. E., Rock Rapids, IA 51246-1759


© MMIX by Alpha Omega Publications, Inc. All rights reserved. LIFEPAK, Doc Dickory, Dewey Decimole, Revver, Rikki, and Vicky Dickory are registered trademarks or trademarks of Alpha Omega Publications, Inc. pending registration in the United States Patent and Trademark Office. All rights reserved.

All trademarks and/or service marks referenced in this material are the property of their respective owners. Alpha Omega Publications, Inc. makes no claim of ownership to any trademarks and/or service marks other than their own and their affiliates', and makes no claim of affiliation to any companies whose trademarks may be listed in this material, other than their own.

Learn with our friends:




When you see me, I will help your teacher explain the exciting things you are expected to do.




When you do actions with me, you will learn how to write, draw, match words, read, and much more.



You and I will learn about matching words, listening, drawing, and other fun things in your lessons.



Follow me and I will show you new, exciting truths that will help you learn and understand what you study. Let's learn!



Objectives



Read these objectives. They will tell what you will be able to do when you have finished this LIFEPAK®.

1. You will be able to list three ways that people communicate (speaking, writing, and reading).
2. You will be able to tell why listening is important.
3. You will be able to identify **vowels** and **consonants** in words.
4. You will be able to identify words with the **cvc**, **cvvc**, and **cvcv** phonics patterns.
5. You will be able to show proper letter formation through daily work.
6. You will be able to correctly read and spell sight and high-frequency 2nd grade words (Spelling Words).
7. You will be able to spell words using phonics rules from the lesson (Spelling Words).
8. You will be able to identify nouns in sentences.
9. You will be able to correctly distinguish and spell basic singular and plural nouns.
10. You will be able to identify common and proper nouns.
11. You will be able to identify beginning, middle, and ending consonant sounds in words.

I. Section One

In this section of the LIFEPAC® you will review what you have learned about the short and long sounds of vowels and about consonants. You will learn how vowels and consonants work together to make words. You will learn about some ways that we communicate. You will also practice using your best handwriting to write spelling words and sentences.



creation (kree-ey-shuhn)

special (spesh-uhl)

signature (sig-nuh-cher)

image (im-ij)

mirror (mir-er)

reflection (ri-flek-shuhn)

vowel (vou-uhl)

consonant (kon-suh-nuhnt)

carefully (kair-fuhl-ee)

communicate (kuh-myoo-ni-keyt)

information (in-fer-mey-shuhn)

poster (poh-ster)

circus (sur-kuhs)

acrobat (ak-ruh-bat)



Check one of these boxes.

I can read all of these new words. (Go on.)

I need HELP! (Talk to your teacher or a helper.)



Teacher Check

Initial

Date

God's Special Creation: You!

You are an amazing **creation** of God.

There is no one in the world like you. God made you very **special**!

The Bible says in Psalm 139:14,

“I will praise thee; for I am fearfully and wonderfully made:
marvelous are thy works; and that my soul knoweth right well.”



Paste a photo or draw a picture of yourself in the frame below.

1.1



Teacher Check

_____ Initial

_____ Date

God knew you and your name before your parents knew about you!
He has a very special plan for you.

Do you know that your handwriting is also very special? No one writes exactly like you! Your **signature** is very special.



Write your signature below. What is your signature? It is when you write your name!

1.2



Teacher Check _____

Initial

Date

You are made in the image of God.

“And God said, Let us make man in our image,
after our likeness...” Genesis 1:26a



?? Let's wonder...

Do you know what **image** means?

The word **image** means a likeness or copy.

When you look in a **mirror** you see an image of yourself.

Whenever you look in a mirror and see a **reflection** of yourself, remember that you are special and made in the image of God.



Draw a picture of your face in the mirror below.

1.3



Teacher Check _____

Initial

Date

Here are some important words to remember from the Bible.

“I will praise thee; for I am fearfully and wonderfully made:
marvelous are thy works; and that my soul knoweth right well.”

Psalm 139:14



“Always remember that God made you special!”

5 (five)



Review Vowels and Consonants

We use words every day! We use words when we talk, write, and read. You will **Work With Words** in your second grade lessons.

Do you remember what makes a word? Words are made of letters. There are twenty-six letters in our alphabet. When these letters are put together in special ways, they make words. Let's review the letters of the alphabet.

The letters **a**, **e**, **i**, **o**, and **u** are **vowels**. The letters that are not vowels are called **consonants**.



Use your best handwriting to practice writing the **vowels**.

1.4

a e

i o u



Teacher Check _____
Initial Date



Use your best handwriting to practice writing the **consonants**.

1.5

b c d