



LIFE·PAC®

Language Arts

Mark Twain

Ernest Hemingway



Julius Verne



Alpha Omega Publications®

Language Arts 203

Simple Sentences

CONTENTS

I. Section One

Spelling Words 3-1 (r-Controlled Vowels)	4
Phonics - r-Controlled Vowels ar, er, ir, ur, or	5
English - Review Nouns and Verbs	10
Reading - Balaam and the Donkey	12
Phonics - Beginning Consonant Blends br, cr, dr, fr, gr, pr, tr . . .	16
English - Complete Sentences	18

II. Section Two

Spelling Words 3-2 (Beginning Consonant Blends)	24
Following Directions	25
Phonics - Beginning Consonant Blends bl, cl, fl, gl, pl, sl	28
English - Finding the Subject and Verb in a Sentence	30
Reading - Samson and the Foxes	34
Phonics - Ending Consonant Blends ft, ld, mp, nd, nk, nt, sk, st . .	36
The Dictionary	38

III. Section Three

Spelling Words 3-3 (Ending Consonant Blends)	46
English - Subjects and Verbs in Sentences	47
Reading - The Tortoise and the Hare	49
Phonics - ABC Order	52
English - Writing Complete Answers to Questions	54
Unit Review	64

Author:
Managing Editor:
Editorial/Graphic Design:



Alpha Omega Publications®


Pam Slagter, B.A.
Alan Christopherson, M.S.
Heather Rausch
Jennifer Davis, B.S.

804 N. 2nd Ave. E., Rock Rapids, IA 51246-1759


© MMIX by Alpha Omega Publications, Inc. All rights reserved. LIFEPAC, Doc Dickory, Dewey Decimole, Revver, Rikki, and Vicky Dickory are registered trademarks or trademarks of Alpha Omega Publications, Inc. pending registration in the United States Patent and Trademark Office. All rights reserved.

All trademarks and/or service marks referenced in this material are the property of their respective owners. Alpha Omega Publications, Inc. makes no claim of ownership to any trademarks and/or service marks other than their own and their affiliates', and makes no claim of affiliation to any companies whose trademarks may be listed in this material, other than their own.

Learn with our friends:




When you see me, I will help your teacher explain the exciting things you are expected to do.



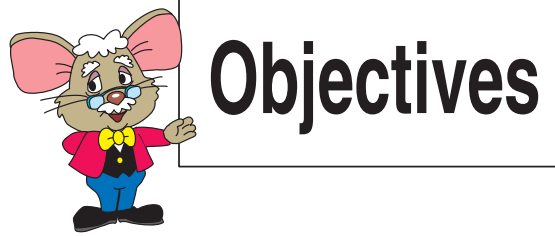
When you do actions with me, you will learn how to write, draw, match words, read, and much more.



You and I will learn about matching words, listening, drawing, and other fun things in your lessons.



Follow me and I will show you new, exciting truths that will help you learn and understand what you study. Let's learn!



Read these objectives. They will tell what you will be able to do when you have finished this LIFEPAK®.

1. You will be able to sort words with “r” controlled vowels **ar**, **er**, **ir**, **ur** and **or**.
2. You will be able to identify beginning consonant blends **br**, **cr**, **dr**, **fr**, **gr**, **pr**, and **tr**.
3. You will be able to identify ending consonant blends **ft**, **ld**, **mp**, **nd**, **nk**, **nt**, **sk**, and **st**.
4. You will be able to sort nouns and verbs.
5. You will be able to tell whether a group of words is a complete sentence or a phrase.
6. You will be able to correctly read and spell sight and high-frequency second grade words (Spelling Words).
7. You will be able to spell words using phonics rules from the lesson (Spelling Words).
8. You will be able to identify subjects and verbs.
9. You will be able to list given words in **ABC** order to the second letter.
10. You will be able to write complete sentences.
11. You will be able to answer questions about short stories.
12. You will be able to follow up to 5 directions on an activity assignment.

I. Section One

In this section of the LIFE PAC you will learn about r-controlled vowels. You will decide if a word is a noun or a verb. You will find the subject in a sentence. You will read about a person in the Bible and his very special donkey. You will also learn about beginning consonant blends with the letter r. You will learn the difference between a sentence and a phrase, and you will do activities to help you learn your spelling words.



Words to Study

Balaam (bey-luhm)

palace (pal-is)

blend (blend)

subject (suhb-jikt)

phrase (freyz)



Check one of these boxes.

I can read all of these new words. (Go on.)

I need HELP! (Talk to your teacher or a helper.)



Teacher Check _____

Initial

Date

Animals

You learned in Unit 1 that God made you very special. God made the animals, too. He made many interesting animals. Some animals look silly. Some move slowly. Some move quickly. Some live in water. Some live in trees. Some are our pets. God made an amazing world with animals! We can learn some things about animals.



Read the descriptions. Write the number of the correct animal beside its description.



- 1.1 a. _____ This animal is the largest animal that lives on land. It has a long nose called a trunk. It has thick gray skin. What animal is it?
- b. _____ This animal can live in the desert. It has a long neck. It can have one or two humps on its back. It can go for a long time without water. What animal is it?
- c. _____ This animal has a long tail. It can hold things with its hands, feet, and tail. It can do funny things. What animal is it?
- d. _____ This animal has a mane and tail of long hair. It can carry and pull loads. People like to ride this animal. What animal is it?
- e. _____ This animal can really stink! It has black and white fur. The babies are called kits. What animal is it?

3 (three)

Spelling



Spelling Words 3-1 (r-Controlled Vowels)

farm	fern	first	before	or	burn
park	term	girl	more	sport	hurt



Word Shapes. Write the spelling words in the boxes.

1.2

a.

--	--	--	--	--	--

b.

--	--	--	--

c.

--	--	--	--

d.

--	--	--	--

e.

--	--	--	--	--

f.

--	--	--	--

g.

--	--	--	--

h.

--	--	--	--

i.

--	--

j.

--	--	--	--

k.

--	--	--	--	--

l.

--	--	--	--