



LIFE·PAC®

Language Arts

Mark Twain

Ernest Hemingway



Robert Frost



Alpha Omega Publications®

Language Arts 205

Using Punctuation

CONTENTS

I. Section One

Reading – Isaac	4
Spelling Words 5–1 (Diphthongs ou , ow)	7
Phonics – Diphthongs oi , oy	8
The Dictionary	10
English – Punctuation Review	12
Following Directions	14
Reading – Paul	16
Phonics – Diphthongs ou , ow	20

II. Section Two

Spelling Words 5–2 (Diphthongs oi , oy)	27
Reading – A Little Boy’s Lunch	28
Phonics – Review Vowel Digraphs and Diphthongs	32
English – Using a Comma	35
Reading – Tabitha	40

III. Section Three

Spelling Words 5–3 (Rule Breakers)	45
Phonics – Words That Break the ou , ow Rules	46
English – Rules for Making Words Plural	50
Writing – Writing a Biography	57
Phonics – Contractions	61
Unit Review	71

Author:
Managing Editor:
Editorial/Graphic Design:



Alpha Omega Publications®


Pam Slagter, B.A.
Alan Christopherson, M.S.
Heather Rausch
Jennifer Davis, B.S.

804 N. 2nd Ave. E., Rock Rapids, IA 51246-1759


© MMIX by Alpha Omega Publications, Inc. All rights reserved. LIFEPAC, Doc Dickory, Dewey Decimole, Revver, Rikki, and Vicky Dickory are registered trademarks or trademarks of Alpha Omega Publications, Inc. pending registration in the United States Patent and Trademark Office. All rights reserved.

All trademarks and/or service marks referenced in this material are the property of their respective owners. Alpha Omega Publications, Inc. makes no claim of ownership to any trademarks and/or service marks other than their own and their affiliates', and makes no claim of affiliation to any companies whose trademarks may be listed in this material, other than their own.

Learn with our friends:




When you see me, I will help your teacher explain the exciting things you are expected to do.



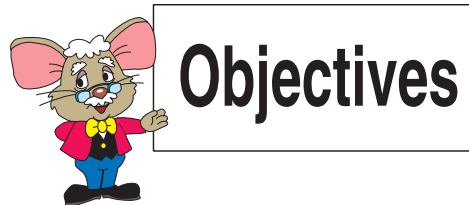
When you do actions with me, you will learn how to write, draw, match words, read, and much more.



You and I will learn about matching words, listening, drawing, and other fun things in your lessons.



Follow me and I will show you new, exciting truths that will help you learn and understand what you study. Let's learn!



Read these objectives. They will tell what you will be able to do when you have finished this LIFEPAK®.

1. You will be able to identify sounds for the diphthongs **oi**, **oy**, **ou**, and **ow**.
2. You will be able to identify statement, question, and exclamation sentences.
3. You will be able to use correct ending marks for written statement, question, and exclamation sentences.
4. You will be able to identify **ow** and **ou** words that have the **ow** sound as in cow.
5. You will be able to correctly use commas in a sentence that has a list.
6. You will be able to correctly read and spell sight and high-frequency second grade words (Spelling Words).
7. You will be able to spell words using phonics rules from the lesson (Spelling Words).
8. You will be able to correctly identify and spell irregular plural nouns.
9. You will be able to write contractions for given words.
10. You will be able to define what a biography is.
11. You will be able to answer comprehension questions about short stories (short biographies).
12. You will be able to write three complete sentences (or more) for a biography of a person you love.

I. Section One

In this section of the LIFE PAC you will learn what a biography is and you will read two biographies about people in the Bible. You will learn about diphthongs **oi**, **oy**, **ou**, and **ow** and the special sounds they make. You will review the three types of sentences and the correct ending marks for each. You will practice writing sentences using the correct capital letters and ending marks.



Words to Study

biography (bahy-og-ruh-fee)

laughter (laf-ter)

sacrifice (sak-ruh-fayhs)

mountain (moun-tn)

diphthong (dif-thawng)

decoy (dee-koi)

missionary (mish-uh-ner-ee)



Check one of these boxes.

- I can read all of these new words. (Go on.)
- I need HELP! (Talk to your teacher or a helper.)



Teacher Check _____

Initial

Date

Biographies

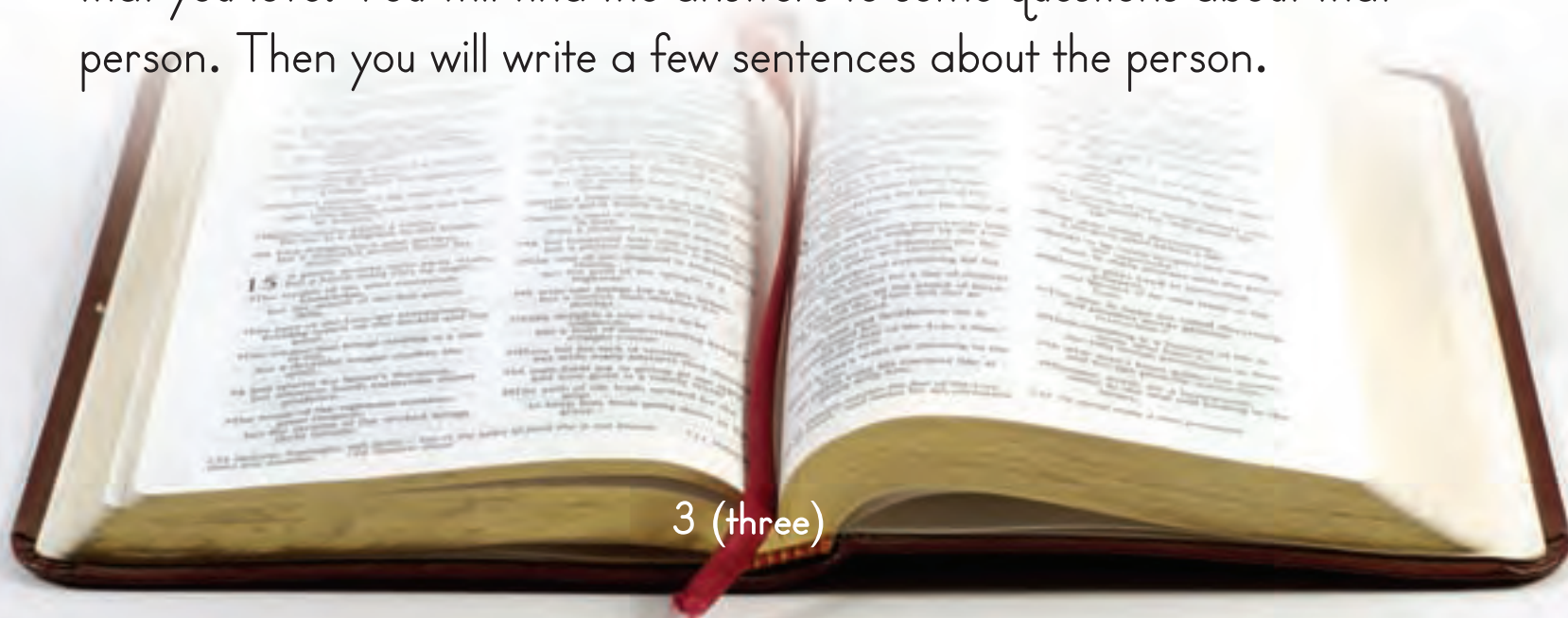
There are many kinds of stories. There are funny stories. There are sad stories. There are true stories. There are make-believe stories. There are stories about a person's life.

A **biography** is a written story about a person's life. Biographies tell about things that happen in a person's life.

There are many biographies in the Bible. The biography of Jesus is in the Bible. We can read about when Jesus was born. We can read about when Jesus was an adult. We can read about his death on the cross and how he arose from the dead. We can read that Jesus is in heaven.

In this unit you will read biographies about some people in the Bible. You will read about Isaac (**eye-zik**) and Paul (**pawl**). You will read about a young boy who helped Jesus. You will read about Tabitha (**tab-i-thuh**).

In this unit you will write a biography. You will write about a person that you love. You will find the answers to some questions about that person. Then you will write a few sentences about the person.



Reading



Isaac

God promised a child to Abraham (**ey**-bruh-ham) and Sarah (**sair**-uh). They were getting old. When would they have this child? Finally God blessed Abraham and Sarah with a baby boy. Abraham was 100 years old when this baby was born. Sarah laughed with joy when she became a mother. They named the baby Isaac. The name Isaac means **laughter**. Abraham loved his son Isaac. Abraham loved God.



One day God gave Abraham a test. God wanted to see if Abraham really loved Him. He told Abraham to **sacrifice** Isaac. Abraham was sad. Abraham knew that he had to obey God.

Abraham told Isaac that they were going to worship God. They had to walk up a **mountain**. A donkey carried the things they needed. A servant went with them. They walked for two days. Isaac liked being with his father.

On the third day Abraham told the servant to stay at camp. Abraham and Isaac kept walking up the mountain. Isaac knew that they needed a lamb to worship God. They did not have a lamb. Isaac asked his father where they would get the lamb. Abraham told Isaac that God would give them a lamb.

Finally they reached the place to worship God. Abraham built an altar. He put wood on the altar. Then he put Isaac on the altar.