



LIFE·PAC®

Language Arts

Mark Twain

Ernest Hemingway

Robert Frost



Alpha Omega Publications®

Language Arts 208

Pronouns

CONTENTS

I. Section One

Reading	4
Spelling Words 8-1 (More Beginning Consonant Blends)	6
Reading - Author's Intent and Use of Titles	7
Phonics - Suffixes <i>-s, -es, -ful</i>	10
English - Review Nouns, Subjects, and Verbs	14
Reading - Predictions and Use of Pictures	17
Phonics - Suffixes <i>-less, -ness</i>	24
Phonics - Suffix <i>-ly</i>	27

II. Section Two

Spelling Words 8-2 (Ending Consonant Blends <i>ng, dge</i>)	33
English - Pronouns	34
Reading - Recognizing Characters, Setting, and Plot	38
Following Directions - Using a Map	41
Phonics - Suffixes <i>-ing, -ed</i>	45
Reading - Picking a Title for a Story	56
Penmanship - Writing in Cursive	59

III. Section Three

Spelling Words 8-3 (Beginning and Ending Consonant Blends)	65
English - Analogies	66
Phonics - Syllables in Words	67
Reading - Fact or Fiction?	70
Phonics - Two-Syllable Words	73
English - Cause and Effect	76
Penmanship - Cursive Handwriting	77
Unit Review	82

Author:
Managing Editor:
Editorial/Graphic Design:



Alpha Omega Publications®


Pam Slagter, B.A.
Alan Christopherson, M.S.
Heather Rausch
Jennifer Davis, B.S.

804 N. 2nd Ave. E., Rock Rapids, IA 51246-1759


© MMIX by Alpha Omega Publications, Inc. All rights reserved. LIFEPAC, Doc Dickory, Dewey Decimole, Revver, Rikki, and Vicky Dickory are registered trademarks or trademarks of Alpha Omega Publications, Inc. pending registration in the United States Patent and Trademark Office. All rights reserved.

All trademarks and/or service marks referenced in this material are the property of their respective owners. Alpha Omega Publications, Inc. makes no claim of ownership to any trademarks and/or service marks other than their own and their affiliates', and makes no claim of affiliation to any companies whose trademarks may be listed in this material, other than their own.

Learn with our friends:




When you see me, I will help your teacher explain the exciting things you are expected to do.



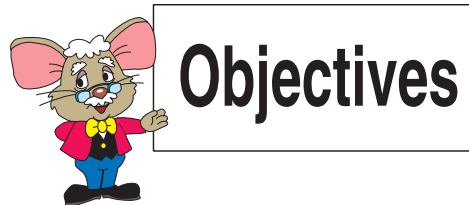
When you do actions with me, you will learn how to write, draw, match words, read, and much more.



You and I will learn about matching words, listening, drawing, and other fun things in your lessons.



Follow me and I will show you new, exciting truths that will help you learn and understand what you study. Let's learn!



Read these objectives. They will tell what you will be able to do when you have finished this LIFEPAAC®.

1. You will be able to recognize the parts of a story: characters, plot, and setting.
2. You will be able to make predictions of a story using pictures, title, and context clues.
3. You will be able to use pictures to preview/predict text.
4. You will be able to recognize cause and effect.
5. You will be able to identify the main idea of a story or writing.
6. You will be able to tell whether a story is real or fiction.
7. You will be able to tell if a word has one or two vowel sounds/syllables.
8. You will be able to correctly complete analogies.
9. You will be able to identify the root word and suffix in given words that have a suffix.
10. You will be able to identify and write the cursive letters **i, t, e, u, w, r, s, l, f, b, h,** and **k**.
11. You will be able to identify the correct title for a reading selection.
12. You will be able to correctly read and spell sight and high-frequency second grade words (Spelling Words).

I. Section One

In this section of the LIFE PAC you will learn about characters, plot, and setting in stories. You will read some stories that give you information. You will read the title of a story to help you decide what the story will be about. You will look at pictures of stories to help you guess what happens. You will decide on a good beginning sentence for some short stories. You will change the meaning of a word by adding a suffix. You will do activities to help you learn your spelling words.



Words to Study

characters (kār-īk-ter)

dialogue (dī-ə-lŏg)

mystery (mīs-tə-rē)

Goliath (gə-lī-əth)

entertain (en-tər-tān)

creature (krē-chər)

predict/prediction (prī-dīkt / prī-dīk-shən)



Check one of these boxes.

- I can read all of these new words. (Go on.)
- I need HELP! (Talk to your teacher or a helper.)



Teacher Check

Initial

Date

Stories

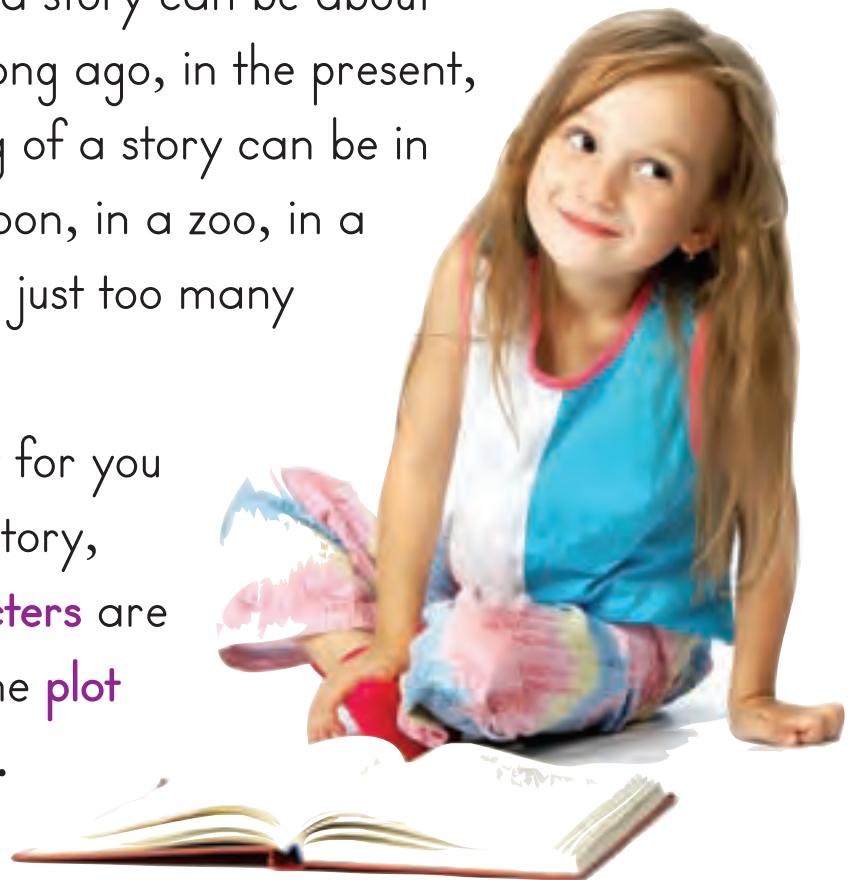
There are many stories to read. Some stories are funny. Some stories are sad. Some are about real things or people. Some stories are make-believe.

A story has **characters**. Characters are people or animals in a story, book, poem, play, or movie. Sometimes the characters talk. Talking in a story is known as **dialogue**.

A story has a plot. A plot is what happens in a story. A plot can be about a **mystery**. It can be about an event. It can be about an adventure. It can be about a problem that the character has.

A story also has a setting. The setting is when and where the story takes place. The setting of a story can be about something that happened long ago, in the present, or in the future. The setting of a story can be in so many places—on the moon, in a zoo, in a forest, in a tent—there are just too many places to list!

On the next page is a story for you to read. As you read this story, think about who the **characters** are in this story. Think about the **plot** and the **setting** of the story.





David and Goliath

Long ago in the land of Israel there was a great king named David. Before he became a king, God helped him fight against a giant. This giant's name was **Goliath**. He was huge! He was over nine feet tall. He wore a helmet on his head.

He had armor that protected his body. This armor weighed about 125 pounds. He carried a spear that weighed 15 pounds.

He was so strong that the spear he carried was not heavy for him.



Goliath belonged to the army of the Philistines. They did not like the Israelites. Goliath bragged to the Israelites that he was so strong. He told them that they were weak and wimpy. He wanted someone to fight him.

The Israelites were scared of Goliath. They knew that he was big and strong.

David told the king that he wanted to fight Goliath. The king told David that he was crazy. But David insisted on fighting Goliath. So Saul put some of his own armor on David. It was too heavy for David because he was only a boy. David told the