



LIFE·PAC®

Language Arts

Mark Twain

Ernest Hemingway

Robert Frost



Alpha Omega Publications®

LANGUAGE ARTS 301

CONTENTS

I. SECTION ONE	3
Our First Symbol - Handwriting	4
Our Second Symbol - Spelling	7
Our Third Symbol - Grammar	9
Our Fourth Symbol - Reading	9
Our Fifth Symbol - Word Study	10
II. SECTION TWO	12
The Story of Pedro	13
Handwriting	16
Spelling	18
III. SECTION THREE	24
Grammar	25
Handwriting	29
Spelling	31
IV. SECTION FOUR	37
Spelling	37
Handwriting	41
Grammar	42

Author:	Carol Taylor, M.A.
Editor:	Richard W. Wheeler, M.A.Ed.
Consulting Editor:	Rudolph Moore, Ph.D.
Revision Editor:	Alan Christopherson, M.S.




Alpha Omega Publications®

804 N. 2nd Ave. E., Rock Rapids, IA 51246-1759


© MCMXCVI by Alpha Omega Publications, Inc. All rights reserved. LIFEPAK, Doc Dickory, Dewey Decimole, Revver, Rikki, and Vicky Dickory are registered trademarks or trademarks of Alpha Omega Publications, Inc. pending registration in the United States Patent and Trademark Office. All rights reserved.

All trademarks and/or service marks referenced in this material are the property of their respective owners. Alpha Omega Publications, Inc. makes no claim of ownership to any trademarks and/or service marks other than their own and their affiliates', and makes no claim of affiliation to any companies whose trademarks may be listed in this material, other than their own.

Learn with the our friends:



When you see me, I will help your teacher explain the exciting things you are expected to do.



When you do actions with me, you will learn how to write, draw, match words, read, and much more.



You and I will learn about matching words, listening, drawing, and other fun things in your lessons.

LANGUAGE ARTS 301

My name is _____

Today is _____

Hello! Welcome to this Language Arts LIFEPAC®. Language Arts is spelling, reading, composition, handwriting, and grammar.

You will learn about each of these. You already know something about reading, spelling, and handwriting. You will learn more about these. You will also learn about composition. Composition is writing sentences, stories, and other writing. You will also learn about grammar. Grammar is using words correctly to write sentences, stories, and other lessons.



Read these objectives. They will tell you what you will be able to do when you have finished this LIFEPAC.

1. You will be able to write the small letters in cursive handwriting.
2. You will be able to tell if a letter is a vowel or a consonant.
3. You will be able to spell words with short vowels and words with silent letters.
4. You will be able to tell when a group of words is a sentence.
5. You will be able to use correctly capital letters for the

beginning of a sentence and for writing people's names and names for God.

6. You will be able to use periods and question marks at the end of the sentences.
7. You will be able to read and find the main idea of the story.



alphabet (al pha bet). A set of letters used in writing and reading.

consonant (con so nant). Any letter that is not a vowel.

correct (cor rect). Free from mistakes; right, not wrong.

cursive (cur sive). Letters written so as to be joined together.

encyclopedia (en cy clo pe di a). A set of books that tells you about many things.

grammar (gram mar). A study of the uses of words.

handwriting (hand writ ing). Writing by hand with a pen or pencil.

loop. A shape that crosses itself like a circle.

Mexico (mex i co). Country south of the United States.

missionary (mis sion ar y). A person who tells others about God.

phrase. A group of words that is not a sentence.

presto (pres to). Quickly.

punctuation mark (punc tu a tion mark). A mark used for sentences.

sentence (sen tence). A group of words that gives a complete thought.

symbol (sym bol). Something that stands for something else.

trace. Follow over the lines of something.


trial (tri al). A try or a test.

vowels (vow els). Letters that are not consonants, a, e, i, o, u, and sometimes y.

These words will appear in **boldface** (dark print) the first time they are used.

I. SECTION ONE

Hello! In this section you will learn the five **symbols** that are used to signal what parts of Language Arts you are to study. In the next sections a symbol will be used before each task to help you do your best.



alphabet	(al pha bet)	A set of letters used in writing and reading.
consonant	(con so nant)	Any letter that is not a vowel.
correct	(cor rect)	Free from mistakes; right, not wrong.
cursive	(cur sive)	Letters written so as to be joined together.
grammar	(gram mar)	A study of the uses of words.
handwriting	(hand writ ing)	Writing by hand with a pen or pencil.
punctuation mark	(punct u a tion mark)	A mark used for sentences.

symbol (sym bol) A mark that stands for something else.
vowels (vow els) Letters that are not consonants, a, e, i, o, u, and sometimes y.



Ask your teacher to say these words with you.
Teacher check _____

Initial

Date

OUR FIRST SYMBOL - HANDWRITING



In this LIFEPAK you will again meet several symbols. Each symbol will have a different job. As you see each symbol, you will know what to do. This symbol's job is to help you with your **cursive handwriting**. Whenever you see this symbol, you will know it is time to work on handwriting. A big pencil will tell you when it is time for handwriting.



Print each lower case letter. Practice in the blank space after each letter.

1.1

a b c d e f g h

i j k l m n o p q r

s t u v w x y z



Have your teacher check to see how well you did.
Teacher check _____

Initial

Date

4 (four)