



LIFE·PAC®

Language Arts

Mark Twain

Ernest Hemingway

James Joyce



Alpha Omega Publications®

LANGUAGE ARTS 303

CONTENTS

I. SECTION ONE	3
Grammar	4
Spelling	9
Handwriting	13
II. SECTION TWO	17
Grammar	17
Spelling	30
Handwriting	34
III. SECTION THREE	39
Grammar	39
Spelling	45
Handwriting	47
Reading	49
IV. SECTION FOUR	58
Grammar	59
Spelling	63
Handwriting	67
Composition	69

Authors:

Editor-in-Chief:
Editor:
Consulting Editor:
Revision Editor:

Sandra Stone, M.A.

Carol Taylor, M.A.

Richard W. Wheeler, M.A.Ed.

Martha K. Baxter, M.A.Ed.

Rudolph Moore, Ph.D.

Alan Christopherson, M.S.




Alpha Omega Publications®

804 N. 2nd Ave. E., Rock Rapids, IA 51246-1759


© MCMXCVI by Alpha Omega Publications, Inc. All rights reserved. LIFE PAC, Doc Dickory, Dewey Decimole, Revver, Rikki, and Vicky Dickory are registered trademarks or trademarks of Alpha Omega Publications, Inc. pending registration in the United States Patent and Trademark Office. All rights reserved.

All trademarks and/or service marks referenced in this material are the property of their respective owners. Alpha Omega Publications, Inc. makes no claim of ownership to any trademarks and/or service marks other than their own and their affiliates', and makes no claim of affiliation to any companies whose trademarks may be listed in this material, other than their own.

Learn with our friends:



When you see me, I will help your teacher explain the exciting things you are expected to do.



When you do actions with me, you will learn how to write, draw, match words, read, and much more.



You and I will learn about matching words, listening, drawing, and other fun things in your lessons.

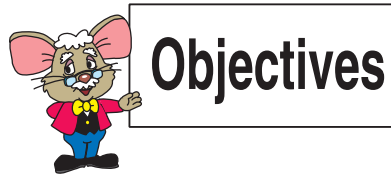
LANGUAGE ARTS 303

My name is _____

Today is _____

God gave people the gift of language. God talked with Adam and Eve. Adam and Eve used the language God gave them to talk with God and with each other.

You use language to talk to God and to the people you know. Without language we would not be able to understand each other.



Read these objectives. They tell what you will be able to do when you have finished this LIFEPAC®.

1. You will be able to write the letters which have difficult joinings.
2. You will be able to write capital letters.
3. You will be able to spell some words that have r-controlled vowels.
4. You will be able to use capital letters correctly for names of days, months, pets, countries, states, and cities.
5. You will be able to use capital letters correctly for the titles Miss, Dr., Mrs., Mr., and Rev.
6. You will be able to write words that have prefixes and suffixes.

7. You will be able to alphabetize words correctly to the third letter.
8. You will be able to use dictionary guide words, entry words, and definitions.
9. You will be able to name synonyms and antonyms of words.
10. You will be able to use context clues to help you understand a story.
11. You will be able to give the sequence of a story.



alphabetical order (al pha bet i cal or der). To put in the order of the alphabet.

antonym (an to nym). A word that is exactly opposite in meaning from another word.

capital letters (cap i tal let ters). The upper-case letters of the alphabet.

control (con trol). To hold back.

dictionary (dic tion ar y). A book that list words and their meanings.

entry word (en try word). A word that is listed in the dictionary.

guide word. Words at the top of a dictionary page that tell the first and last words on the page.

opposite (op po site). Completely different in meaning. The antonym of the word.

prefix (pre fix). A beginning added to a word to change the meaning.

pronounce (pro nounce). To say a word.

pronunciation (pro nun ci a tion). The way a word is spoken.

root word. The base word to which a prefix or suffix can be added.


suffix (suf fix). An ending added to a word to change the meaning.

synonym (syn o nym). A word that has the same meaning as another word.

These words will appear in **boldface** (darker print) the first time they are used.

I. SECTION ONE

How busy you are! You are ready to start the first section of Language Arts LIFEPAK 303. You will like the lessons on how to use a **dictionary**. Your cursive writing practice will help you with some of the more difficult joinings of letters. Let's hurry along!



alphabetical order	(al pha bet i cal or der)	To put in the order of the alphabet.
control	(con trol)	To hold back.
dictionary	(dic tion ar y)	A book that lists words and their meanings.
entry word	(en try word)	A word that is listed in the dictionary.

guide word

Word at the top of a dictionary page that tells the first and last word on the page.

pronounce (pro nounce)

To say a word.

pronunciation (pro nun ci a tion)

The way a word is spoken.



Ask your teacher to say these words with you.
Teacher check _____

Initial

Date



GRAMMAR

A dictionary is a book that can help you with your language. You will find the words of your language in the dictionary.

Each word listed in the dictionary is called an **entry word**. All entry words are in **alphabetical order**. The meaning of the word is given, too.

Putting words in alphabetical order means putting them in the order of the letters in the alphabet. The words are listed by the order of the first letters in the words. If the first letters in the words are all the same, the second letter is used. If the first and second letters are the same, use the third letter.