



LIFE·PAC®

Language Arts

Mark Twain

Ernest Hemingway



Robert Frost



Alpha Omega Publications®

# LANGUAGE ARTS 305

## CONTENTS

<b>I. SECTION ONE</b> . . . . .	<b>2</b>
<b>Reading</b> . . . . .	<b>3</b>
<b>Grammar</b> . . . . .	<b>6</b>
<b>Spelling</b> . . . . .	<b>12</b>
<b>Handwriting</b> . . . . .	<b>15</b>
<b>II. SECTION TWO</b> . . . . .	<b>19</b>
<b>Reading</b> . . . . .	<b>20</b>
<b>Grammar</b> . . . . .	<b>23</b>
<b>Spelling</b> . . . . .	<b>26</b>
<b>Handwriting</b> . . . . .	<b>29</b>
<b>III. SECTION THREE</b> . . . . .	<b>32</b>
<b>Reading</b> . . . . .	<b>32</b>
<b>Grammar</b> . . . . .	<b>37</b>
<b>Spelling</b> . . . . .	<b>40</b>
<b>Handwriting</b> . . . . .	<b>43</b>

**Author:**

Editor-In-Chief:

Editor:

Consulting Editor:

Revision Editor:

**Iva Grant**

Richard W. Wheeler, M.A.Ed.

Martha K. Baxter, M.A.

Rudolph Moore, Ph.D.

Alan Christopherson, M.S.




Alpha Omega Publications®

804 N. 2nd Ave. E., Rock Rapids, IA 51246-1759


© MCMXCVI by Alpha Omega Publications, Inc. All rights reserved. LIFEPAC, Doc Dickory, Dewey Decimole, Revver, Rikki, and Vicky Dickory are registered trademarks or trademarks of Alpha Omega Publications, Inc. pending registration in the United States Patent and Trademark Office. All rights reserved.

All trademarks and/or service marks referenced in this material are the property of their respective owners. Alpha Omega Publications, Inc. makes no claim of ownership to any trademarks and/or service marks other than their own and their affiliates', and makes no claim of affiliation to any companies whose trademarks may be listed in this material, other than their own.

**Learn with our friends:**



When you see me, I will help your teacher explain the exciting things you are expected to do.



When you do actions with me, you will learn how to write, draw, match words, read, and much more.



You and I will learn about matching words, listening, drawing, and other fun things in your lessons.

# LANGUAGE ARTS 305

**My name is** \_\_\_\_\_

Wow! You are ready to start Language Arts LIFEPAC 305. You are now able to do some things that seemed very hard when you first tried them.

In this LIFEPAC® you will be learning more about sentences and paragraphs. You will be learning how to use these sentences to write some exciting stories of your own. You will like the stories and activities in this LIFEPAC.



**Read these objectives.** They will tell you what you will be able to do when you have finished this LIFEPAC.

1. You will be able to put words in alphabetical order.
2. You will be able to use capital letters correctly.
3. You will be able to write sentences correctly.
4. You will be able to put question marks, commas, and periods in sentences correctly.
5. You will be able to make new words by adding different endings.
6. You will be able to write a paragraph being careful to talk about only one thing.
7. You will be able to spell some new words.




<b>apricot</b>	(ā ` pru kot).	A fruit.
<b>attitude</b>	(at' u tüd).	Way of thinking or feeling.
<b>cactus</b>	(kak' tus).	A desert plant with spines and no leaves.
<b>desert</b>	(dez' urt).	A dry land.
<b>initial</b>	(i nish' ul).	The first letter of a word.
<b>paragraph</b>	(par' u graf).	A group of sentences about one idea.
<b>pattern</b>	(pat' urn).	Model or guide for something.
<b>rhyming</b>	(rīm' ing).	Sounding alike in the last part.
<b>riddle</b>	(rid' ul).	A puzzling problem.

These words will appear in **boldface** (darker print) the first time they are used.

## I. SECTION ONE

Are you ready? You are going to read some interesting short exercises in this section. You are going to look again at some things you have learned in your grammar lessons. You will have some new spelling words. You will also have a chance to practice your best handwriting.



<b>cactus</b>	(kak' tus)	A desert plant with spines and no leaves.
<b>desert</b>	(dez' urt)	A dry land.
<b>paragraph</b>	(par' u graf)	A group of sentences about one idea.
<b>riddle</b>	(rid' ul)	A puzzling problem.



Ask your teacher to say these words with you.  
Teacher check \_\_\_\_\_

Initial

Date



## READING

Now is the time to think about reading. You will like the reading activities. You will be finding the main idea, following directions, and answering some **riddles**. How well can you do?



**Read the paragraph. Choose the words that best end the sentence. Circle the correct answer.**

You can make a little boy by using a circle and three rectangles. To make the head use a 2-inch circle. To make a shirt use a rectangle 3 inches by 4 inches. Round the two upper corners for shoulders. Cut a rectangle in two to make arms. Cut a larger rectangle in two to make pants. Paste the parts together on a sheet of paper to make a little boy.

- 1.1 From these directions you can make \_\_\_\_\_ .  
a picture  
a boy  
a house
- 1.2 To make the head you use \_\_\_\_\_ .  
a 2" circle  
a rectangle  
a triangle
- 1.3 To make the arms you \_\_\_\_\_ .  
round the corners  
paste it together  
cut a rectangle in two

One main idea should be in each **paragraph**. You must think about the words you read if you are going to be a good reader.



**Find the main idea of this paragraph. Circle the correct answer.**

As you ride through the **desert** you see many different kinds of **cactuses**. Some of them have beautiful flowers. All of them have stickers. Sometimes birds build nests in them.

- 1.4 The main idea of this story is
- Where you find cactuses
  - What cactuses are like
  - Where birds build their nests