



LIFE·PAC®

Language Arts

Mark Twain

Ernest Hemingway



Robert Frost



Alpha Omega Publications®

LANGUAGE ARTS: 306

CONTENTS

I. SECTION ONE	3
Reading	4
Spelling	7
II. SECTION TWO	13
Grammar	14
Spelling	20
III. SECTION THREE	27
Reading	27
Spelling	33
IV. SECTION FOUR	41
Reading	42
Word Study	45
Handwriting	46
Spelling	46

Author:

Pat Chambers, M.A.

Editor-in-Chief:

Richard W. Wheeler, M.A.Ed.

Editor:

Martha K. Baxter, M.A.

Consulting Editor:

Rudolph Moore, Ph.D.

Revision Editor:

Alan Christopherson, M.S.



Alpha Omega Publications®


804 N. 2nd Ave. E., Rock Rapids, IA 51246-1759

© MCMXCVI by Alpha Omega Publications, Inc. All rights reserved.


LIFEPAC is a registered trademark of Alpha Omega Publications, Inc.

All trademarks and/or service marks referenced in this material are the property of their respective owners. Alpha Omega Publications, Inc. makes no claim of ownership to any trademarks and/or service marks other than their own and their affiliates', and makes no claim of affiliation to any companies whose trademarks may be listed in this material, other than their own.

Learn with our friends:



When you see me, I will help your teacher explain the exciting things you are expected to do.



When you do actions with me, you will learn how to write, draw, match words, read, and much more.



You and I will learn about matching words, listening, drawing, and other fun things in your lessons.

LANGUAGE ARTS 306

My name is _____

Today is _____

You have been learning more about language. You have been learning more about reading, spelling, writing, and handwriting. Your work in this LIFEPAC® will help you to tell the main idea of a story. It will also help you give details of the main idea. You will learn to give the order in which things happen in a story, and you will be able to tell why they happen. You will learn about a poem, what one is, and how to write a short one. In this LIFEPAC you will continue to build your skills in spelling, in using capital letters, and in using punctuation marks.



Read these objectives. They will tell you what you will be able to do when you have finished this LIFEPAC.

1. You will be able to tell what a parable is.
2. You will be able to tell the main idea of a story.
3. You will be able to give details of the main idea.
4. You will be able to use the ending **-tion**.
5. You will be able to tell the parts of a book.
6. You will be able to write book titles using capital letters correctly.
7. You will be able to use commas to separate a series of words.
8. You will be able to give the sound of g in a word whether it is hard or soft.

9. You will be able to give the order in which things happen in a story.
10. You will be able to tell cause and effect.
11. You will be able to make plurals of short words ending in f.
12. You will be able to tell what a poem is.
13. You will be able to write a short poem.
14. You will be able to spell words with different letters that have the same sound.



author (ô' thər) A person who writes stories or poems.

cause (kôz) Person, thing, or event that makes something happen.

detail (di tal') A small part of something.

effect (ə fekt') Something made to happen because of a person, thing, or event.

haiku (hi' kü) A three-line Japanese poem.

homograph (hom' ə graf) A word that is spelled like another word but has a different meaning and pronunciation.

illustrator (il' ə strə' tər) An artist who draws pictures that tell about a story.

jealous (jel' əs) Feeling unhappy because someone may like another person or have something better than you.

on-line catalog (ôn līn kat' ə lôg) A listing of what is available through a computerized library system.

parable (parable (par' ə bəl). A short story used to teach a lesson.

rhyme (rim) To end with the same sound.

sin (sin) The breaking of God's laws.

title (ti' tul) The name of a book, picture, poem, or song.


topic (top' ik) What a book is about.

These words will appear in **boldface** (dark print) the first time they are used.

Pronunciation Key: hat, āge, cāre, fār; let, ēqual, tèrm; it, īce; hot, law, ōpen, oil; out; cup, pūt, rŭle; child; long; thin; /TH/ for then; /zh/ for measure; /u/ represents /a/ in about, /e/ in taken, /i/ in pencil, /o/ in lemon, and /u/ in circus.

I. SECTION ONE

In this section of your LIFE PAC you will read a **parable** that Jesus told long ago. You will learn about the main idea and the details that are in a story. You will learn how to spell some new words.



detail	(di tal')	A small part of something.
parable	(par' ə bul)	A short story used to teach a lesson.
sin	(sin)	The breaking of God's laws.



Ask your teacher to say these words with you.
Teacher check _____

Initial

Date



READING

Jesus told stories called parables. Jesus wanted His friends to learn many things, and parables helped them to learn. After reading this story, you will be able to recognize a parable. You will be able to pick out the main idea of the story. You will be able to name details that help you understand the main idea.

LOST AND FOUND

Once a man had two sons. The younger son wanted his part of his father's money. He wanted to leave home and to be free to do as he pleased.